

W. T. GRANT COMPANY  
ANNUAL REPORT  
1942

BOARDS  
9668.27  
G7673r

WRG  
CORP. FILE



**W. T. GRANT COMPANY**  
**ANNUAL REPORT**  
**1942 Fiscal Year**

To be submitted to the  
Annual Meeting of Stockholders  
April 20, 1943  
1441 Broadway, New York, N. Y.



## BOARD OF DIRECTORS

William T. Grant, *Chairman*

John G. Byler

Karl D. Gardner

Joseph W. Chinn

John M. Hancock

Howland S. Davis

James L. O'Neill

Raymond H. Fogler

Robert R. Updegraff

Clayton E. Freeman

William B. Warner

## OFFICERS

William T. Grant, *Chairman of the Board*

Raymond H. Fogler, *President and General Manager*

Louis C. Lustenberger, *Vice-President*

John G. Byler, *Vice-President and Treasurer*

George I. Mason, *Secretary*

Robert A. Seidel, *Comptroller*

M. F. Ketz, *Assistant Comptroller*

---

### Executive Office

1441 Broadway, New York, N. Y.

#### Transfer Agent

Guaranty Trust Company  
of New York

#### Registrar

Bankers Trust Company  
New York, N. Y.

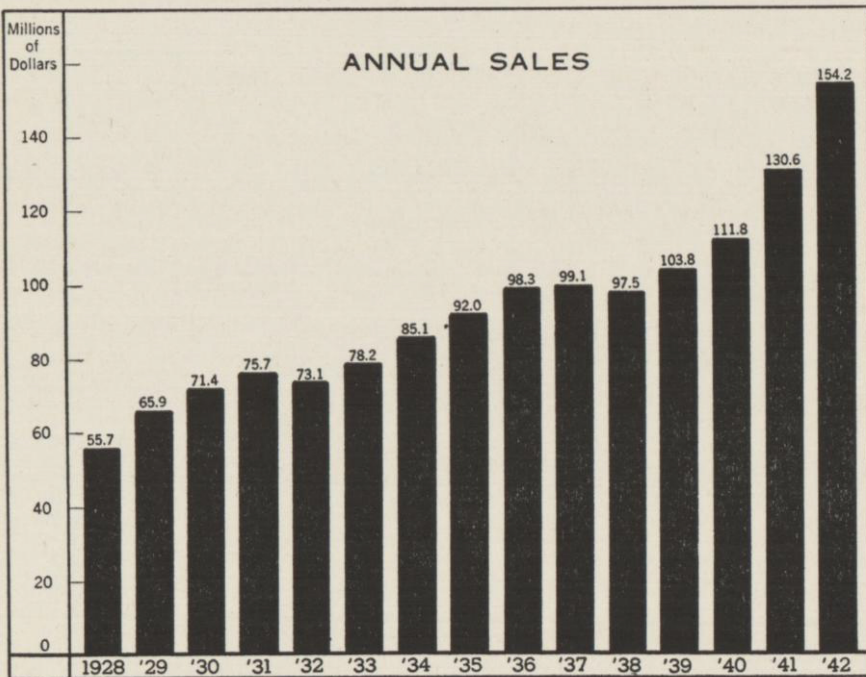


New York, N. Y., March 31, 1943

To the Stockholders of the W. T. Grant Company:

The following is a brief summary of the operation of your company for the fiscal year ended January 31, 1943.

Sales of \$154,204,453 were the largest in the history of the company. This is an increase of \$23,648,546 or 18.1% over sales of \$130,555,907 in the previous year.



Net earnings for the year were \$3,762,223, which compares with \$4,446,393 for the previous year. After payment of the full dividend on the preferred stock, earnings were \$2.86 per share on the common stock, compared with \$3.44 in the previous year. Dividends of \$1.40 a share were paid on the common stock.

Earnings are after deducting \$5,921,500 as provision for federal income and excess profits taxes. This tax provision does not include \$425,000 of excess profits tax which will be refunded to the company after the close of the war. In the previous year, provision for taxes was \$4,771,000.

Earnings before taxes in 1942 were \$9,683,723 compared with \$9,217,393 in the previous year.

On January 31, 1943, current assets of the company were \$33,294,229, including \$11,154,181 in cash, and current liabilities were \$10,844,854. Not included in those figures was \$4,750,000 in U. S. Tax Notes which were purchased for payment of taxes and which are offset against the estimated tax liability for the year. At the end of the year, working capital was \$22,449,375. Surplus increased \$1,748,297 and was \$22,175,813 at the end of the year.

Merchandise inventories on January 31, 1943, including goods in transit, amounted to \$21,675,697, a decrease of \$3,806,645 from the corresponding date in the previous year. The reduction in inventory results partly from the difficulty in obtaining merchandise under present conditions and partly from company plans anticipating the governmental inventory control regulations. Inventory on hand is currently in line with those regulations.

Total wages and compensation paid employees for the year amounted to \$21,732,823, an increase of \$4,270,111 over the \$17,462,712 paid in 1941.



The Employees' Retirement Plan which was approved by the stockholders at the Annual Meeting in April 1942 was declared effective by the Board of Directors. During the year the company contributed a total of \$752,140 toward the current and prior service costs of the plan, which amount was included in the operating expenses for the year. This contribution approximates 3.5% of the amount of compensation paid employees for the year.

Due to the limitation in the use of construction materials under war conditions, no new stores were opened during 1942. In three cities where work was in progress at the beginning of the year, buildings were completed and existing stores moved into new and larger buildings. Additional sales area was added in forty-six stores and the fixture layouts of twenty-six stores were modernized during the year. Two stores were closed, so that at the year end, 493 stores were in operation.


All of our stores are active in the sale of War Savings Bonds and Stamps to both customers and employees. Stamps and bonds in excess of \$2,000,000 were sold during the year with the rate of sale increasing during the latter months of the year.

The company is proud of the 746 employees who have answered the call of their country and are now serving in the armed forces. Included in this number are 87 store managers, and approximately 50% of the average number of assistant managers and men in training to be store managers. Many of our saleswomen have resigned to accept employment in factories producing war materials.

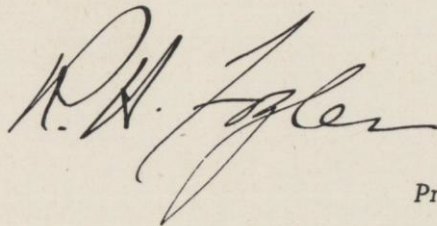
Such changes in personnel, which will undoubtedly continue throughout the war period, place a great responsibility on those who remain for training many new people and at the same time carrying on reasonably satisfactory service to customers. They have met this challenge splendidly and we extend to them our sincere appreciation.



Current sales are at a rate substantially above last year, and at the present time merchandise is being obtained in sufficient quantity not only to replace goods sold but to increase inventories in anticipation of the normally larger volume months of the spring period. Many items and lines of merchandise are, however, no longer available, and while new lines made of non-critical materials are constantly being developed, they do not as yet give promise of full replacement of those which can no longer be obtained. It is therefore becoming increasingly difficult to assure supplies of merchandise for the second half of the year.

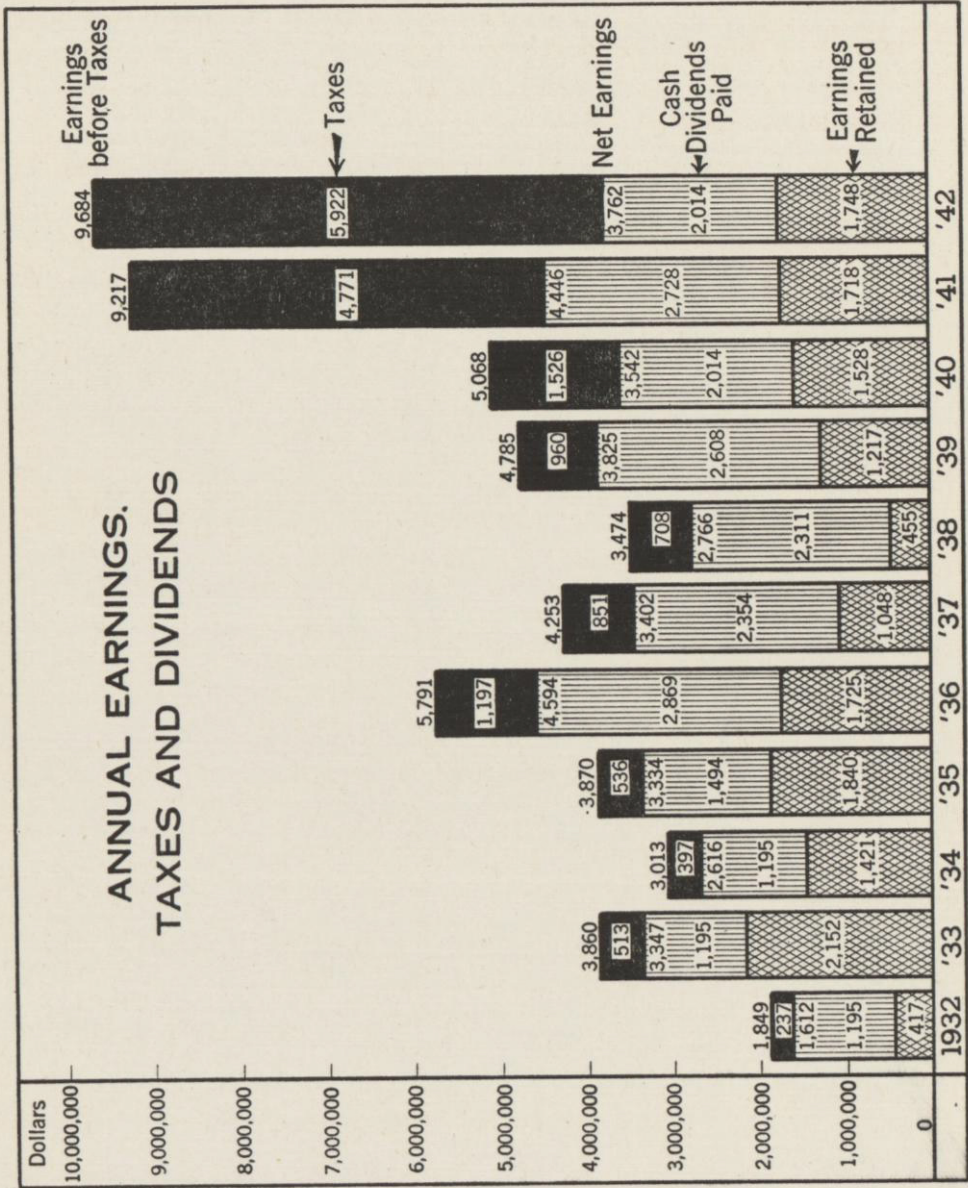
A handwritten signature in cursive script, appearing to read "W. D. Grant".

*Chairman of the Board of Directors*

A handwritten signature in cursive script, appearing to read "R. H. Fyler".

*President*

## ANNUAL EARNINGS, TAXES AND DIVIDENDS





**W. T. GRANT**  
AND SUBSIDIARIES  
**CONSOLIDATED BALANCE SHEET**  
January 31, 1944

**ASSETS**

**CURRENT ASSETS**

Cash . . . . .	\$11,154,181	
United States War Savings Bonds, Series F—at cost	103,674	
United States War Savings Stamps (for resale)—at cost	55,539	
Accounts receivable . . . . .	305,138	
Merchandise inventories, including merchandise in transit—\$2,461,423 (at not in excess of the lower of cost or market) . . . . .	21,675,697	\$33,294,229

**OTHER ASSETS**

Cash surrender value of life insurance . . . . .	\$ 1,595,834	
Refundable portion (post-war) of 1942 federal excess profits tax—estimated . . . . .	425,000	
Advances to and security deposited with landlords—to be repaid over a term of years . . . . .	365,090	
Amounts expended on building construction—to be repaid by owners . . . . .	131,392	
Real Estate mortgages receivable . . . . .	81,000	
Employees notes and accounts receivable (partly secured) . . . . .	23,218	
Sundry accounts, claims and investments; funds in closed banks and restricted balances (less reserve of \$45,574) . . . . .	12,272	2,633,806

**STORE PROPERTIES, FIXTURES AND IMPROVEMENTS (At Cost)**

Land . . . . .	\$ 5,849,581	
Buildings . . . . .	\$3,178,228	
Less reserve for depreciation . . . . .	1,149,223	2,029,005
Furniture and fixtures . . . . .	\$8,249,040	
Less reserve for depreciation . . . . .	3,472,450	4,776,590
Alterations and improvements to leased properties (this amount is being amortized over a period not in excess of the term of the leases involved) . . . . .	6,396,372	19,051,548

**DEFERRED CHARGES**

Prepaid taxes, rents and insurance, supplies, etc. . . . .		2,002,331
		\$56,981,914

NOTE:—The subsidiary, W. T. Grant Realty Corporation, is contingently liable by it covering three store properties subsequently sold subsidiary Company. There are no other contingent liabilities except



# COMPANY

RY COMPANY

## BALANCE SHEET

31, 1943

### LIABILITIES

#### CURRENT LIABILITIES

Accounts payable, including liability for merchandise in transit . . . . .	\$ 7,763,007	
Real estate mortgages and mortgage bonds payable within one year . . . . .	348,515	
Accrued accounts . . . . .	1,137,802	
Federal taxes on income—estimated . . . . .	\$6,345,530	
Less United States Tax Notes purchased for payment of such taxes when due . . . . .	<u>4,750,000</u>	<u>1,595,530</u>
		\$10,844,854

#### DEFERRED LIABILITIES

Real estate mortgages and mortgage bonds payable 1944 to 1961 . . . . .	\$ 4,530,184	
Tenants deposits under leases . . . . .	<u>26,715</u>	<u>4,556,899</u>

#### RESERVES

For repainting stores . . . . .	\$ 300,767	
For taxes or other contingencies . . . . .	183,471	
For flood losses . . . . .	<u>49,885</u>	<u>534,123</u>

#### CAPITAL STOCK AND SURPLUS

Capital stock:		
5% Cumulative Preferred — par value \$20.00 per share, redeemable at \$22.00 per share:		
Authorized 400,000 shares;		
- issued — 350,138½ shares (including 1,304¼ shares in treasury) . . . . .	\$ 6,976,685	
Common—par value \$10.00 per share:		
Authorized 1,500,000 shares;		
issued — 1,190,554 shares (including 1,200 shares in treasury) . . . . .	<u>11,893,540</u>	<u>\$18,870,225</u>
Surplus (of which \$15,295,784 was earned prior to formation of the parent company on November 27, 1937, and \$6,880,029 was earned subsequently) . . . . .	<u>22,175,813</u>	<u>41,046,038</u>
		<u>\$56,981,914</u>

liable on mortgages, aggregating \$259,400 at date of sale, created thereto and now under lease to and occupied by W. T. Grant  
ose incident to the normal course of the companies' business.

# W. T. GRANT COMPANY

AND SUBSIDIARY COMPANY

## CONSOLIDATED PROFIT AND LOSS STATEMENT

Fiscal Year Ended January 31, 1943

SALES . . . . .		\$154,204,453
COST OF MERCHANDISE SOLD AND OPERATING EXPENSES . . . . .		<u>142,736,506</u>
		\$ 11,467,947
OTHER DEDUCTIONS, less sundry income of \$67,053		<u>32,521</u>
		\$ 11,435,426
DEDUCT:		
Provision for depreciation and amortization of leasehold improvements . . . . .	\$1,581,235	
Interest paid, less interest earned of \$34,524 . . . . .	<u>170,468</u>	1,751,703
PROFIT BEFORE FEDERAL TAXES ON INCOME		\$ 9,683,723
Provision for federal income tax and surtax . . . . .	\$2,096,500	
Provision for federal excess profits tax \$4,250,000		
Less refundable portion (post-war) . . . . .	<u>425,000</u>	3,825,000
		<u>5,921,500</u>
NET PROFIT FOR YEAR . . . . .		<u>\$ 3,762,223</u>

## CONSOLIDATED SURPLUS

Fiscal Year Ended January 31, 1943

BALANCE at February 1, 1942 . . . . .		\$ 20,427,516
ADD:		
Net profit for year . . . . .		<u>3,762,223</u>
		\$ 24,189,739
DEDUCT:		
Cash Dividends:		
On 5% Cumulative Preferred Stock — \$20.00 par value:		
Four quarterly dividends of 25c each, aggregating \$1.00 per share . . . . .	\$ 348,830	
On Common Stock — \$10.00 par value:		
Four quarterly dividends of 35c each, aggregating \$1.40 per share . . . . .	<u>1,665,096</u>	
TOTAL DIVIDENDS . . . . .		<u>2,013,926</u>
BALANCE at January 31, 1943 . . . . .		<u>\$ 22,175,813</u>



## AUDITORS' REPORT

To the Board of Directors,  
W. T. Grant Company,  
New York, N. Y.

We have examined the consolidated balance sheet of W. T. Grant Company and its subsidiary as of January 31, 1943, and the consolidated statements of profit and loss and surplus of this Company and its subsidiary for the year then ended, have reviewed the system of internal control and the accounting procedures of the companies and, without making a detailed audit of the transactions, have examined or tested accounting records of the companies and other supporting evidence, by methods and to the extent we deemed appropriate. Our examination was made in accordance with generally accepted auditing standards applicable in the circumstances and included all procedures which we considered necessary.

In our opinion, the accompanying consolidated balance sheet and related consolidated statements of profit and loss and surplus present fairly the position of W. T. Grant Company and its subsidiary at January 31, 1943, and the results of the operations of the Company and its subsidiary for the year, in conformity with generally accepted accounting principles applied on a basis consistent with that of the preceding year.

ERNST & ERNST

New York, N. Y.  
March 25, 1943.



# W. T. GRANT COMPANY

## COMPARATIVE CONSOLIDATED INCOME ACCOUNTS

### FISCAL YEAR

(Which ends January 31 of subsequent calendar year)

	1942	1941	1940	1939	1938
<b>SALES</b> . . . . .	\$154,204,453	\$130,555,907	\$111,774,965	\$103,761,685	\$97,516,419
<b>LESS: Cost of merchandise sold and operating expenses</b>	142,736,506	119,952,762	105,198,850	97,410,413	92,554,683
	11,467,947	10,603,145	6,576,115	6,351,272	4,961,736
	32,521	(89,311)	135,600	174,930	106,249
<b>OTHER DEDUCTIONS (net)</b> . . . . .	11,435,426	10,692,456	6,440,515	6,176,342	4,855,487
<b>DEDUCT:</b>					
Interest paid less interest earned . . . . .	170,468	69,786	37,139	55,225	62,694
Allowance for depreciation and amortization . . . . .	1,581,235	1,405,277	1,335,165	1,336,121	1,318,369
Provision for federal income tax . . . . .	2,096,500	2,506,000	1,407,000	960,000	708,000
Provision for federal excess profits tax . . . . .	3,825,000	1,400,000	119,000	—	—
Provision for taxes or other contingencies . . . . .	—	865,000	—	—	—
<b>NET INCOME</b> . . . . .	\$ 3,762,223	\$ 4,446,393	\$ 3,542,211	\$ 3,824,996	\$ 2,766,424

### COMPARATIVE CONSOLIDATED SURPLUS ACCOUNTS

### FISCAL YEAR

(Which ends January 31 of subsequent calendar year)

	1942	1941	1940	1939	1938
<b>SURPLUS—BEGINNING OF YEAR</b> . . . . .	\$20,427,516	\$18,708,661	\$17,146,128	\$15,929,588	\$15,488,090
<b>ADD:</b>					
Net income for year as above . . . . .	3,762,223	4,446,393	3,542,211	3,824,996	2,766,424
Unused provision for 1937 reorganization expenses . . . . .	—	—	34,247	—	—
	24,189,739	23,155,054	20,722,586	19,754,584	18,254,514
<b>DEDUCT:</b>					
Preferred dividends . . . . .	348,830	348,830	348,830	348,683	348,630
Common dividends . . . . .	1,665,096	2,378,708	1,665,095	2,259,773	1,962,434
Sundry deductions (net) . . . . .	—	—	—	—	13,862
<b>SURPLUS—END OF YEAR</b> . . . . .	\$22,175,813	\$20,427,516	\$18,708,661	\$17,146,128	\$15,929,588



# COMPARATIVE CONSOLIDATED BALANCE SHEETS

## AT END OF FISCAL YEAR (January 31 of subsequent calendar year)

	1942	1941	1940	1939	1938
<b>ASSETS:</b>					
Cash . . . . .	\$11,154,181	\$ 8,873,834	\$ 8,716,863	\$ 9,039,744	\$ 9,992,925
United States War Savings Bonds and Stamps . . . . .	159,213	49,950*	—	—	—
Marketable securities . . . . .	305,138	308,677	235,146	256,315	35,415
Accounts receivable . . . . .	21,675,697	25,482,342	17,782,398	13,287,606	11,680,798
Merchandise inventories . . . . .	33,294,229	34,714,803	26,734,407	22,583,665	22,109,066
<b>TOTAL CURRENT ASSETS</b> . . . . .	<b>1,595,834</b>	<b>1,494,281</b>	<b>1,390,770</b>	<b>1,288,286</b>	<b>1,198,437</b>
Cash surrender value of life insurance . . . . .	425,000	—	—	—	—
Refundable portion (post-war) of excess profits tax—estimated . . . . .	365,090	428,543	464,869	546,756	535,020
Advances and security with landlords . . . . .	247,882	711,341	479,356	510,505	360,396
Miscellaneous investments, employees accounts receivable, etc. (net) . . . . .	7,878,586	7,950,669	7,136,998	7,451,241	7,478,614
Land and buildings, depreciated . . . . .	4,776,590	3,860,823	3,406,298	3,129,346	3,054,721
Furniture and fixtures, depreciated . . . . .	6,396,372	6,336,767	6,134,145	5,586,361	5,393,354
Alterations and improvements (net) . . . . .	2,002,331	1,823,480	1,356,980	1,164,136	1,052,119
Deferred charges . . . . .	\$56,981,914	\$57,320,707	\$47,103,823	\$42,260,296	\$41,181,727
<b>TOTAL ASSETS</b> . . . . .	<b>\$ 7,763,007</b>	<b>\$ 7,225,402</b>	<b>\$ 4,216,350</b>	<b>\$ 1,756,771</b>	<b>\$ 1,674,817</b>
<b>LIABILITIES AND CAPITAL:</b>					
Accounts payable . . . . .	—	713,612	—	—	297,338
Dividends payable . . . . .	1,137,802	913,881	958,373	957,822	769,227
Accrued accounts . . . . .	348,515	138,167	171,900	127,300	316,150
Real estate bonds and mortgages payable—current . . . . .	1,595,530	2,946,416*	1,517,063	965,891	738,708
Federal taxes on income—estimated (after deduction for 1941 and 1942 of United States Tax Notes) . . . . .	10,844,854	11,937,478	6,863,686	3,807,784	3,796,240
<b>TOTAL CURRENT LIABILITIES</b> . . . . .	<b>26,715</b>	<b>22,140</b>	<b>16,840</b>	<b>3,540</b>	<b>3,440</b>
Tenants deposits under leases . . . . .	4,530,184	4,889,898	2,367,275	2,201,075	2,366,600
Real estate bonds and mortgages payable—deferred . . . . .	300,767	265,630	252,196	224,464	215,154
Reserve for repainting stores . . . . .	183,471	865,000	—	—	—
Reserve for taxes or other contingencies . . . . .	49,885	42,750	24,750	6,750	—
Reserve for flood losses . . . . .	6,976,685	6,976,755	6,976,875	6,977,015	6,977,165
Capital stock:					
Preferred—5% cumulative \$20 par value . . . . .	11,893,540	11,893,540	11,893,540	11,893,540	11,893,540
Common—\$10 par value . . . . .	22,175,813	20,427,516	18,708,661	17,146,128	15,929,588
Surplus . . . . .	\$56,981,914	\$57,320,707	\$47,103,823	\$42,260,296	\$41,181,727
<b>TOTAL LIABILITIES AND CAPITAL</b> . . . . .	<b>\$ 7,763,007</b>	<b>\$ 7,225,402</b>	<b>\$ 4,216,350</b>	<b>\$ 1,756,771</b>	<b>\$ 1,674,817</b>

\*In the 1941 Annual Report, United States Tax Notes (\$1,000,000) were shown as an asset, instead of as a reduction of the tax liability.





Los Angeles, Cal.  
Opened, 1942

## 493 GRANT STORES

### ALABAMA (6)

Anniston  
Birmingham  
Decatur  
Gadsden  
Huntsville  
Mobile

### ARKANSAS (1)

Pine Bluff

### CALIFORNIA (10)

Berkeley  
Fresno  
Huntington Park  
Los Angeles (2)  
Oakland  
Sacramento  
San Jose  
Santa Barbara  
Santa Monica

### COLORADO (1)

Denver

### CONNECTICUT (26)

Bridgeport (2)  
Danbury  
Danielson  
Derby  
Greenwich  
Hartford  
Manchester  
Meriden  
Middletown  
Milford  
New Britain  
New Haven  
New London  
New Milford  
Putnam  
Rockville  
Southington  
Stamford  
Thomaston  
Thompsonville  
Torrington  
Wallingford  
Waterbury  
Willimantic  
Winsted

### DELAWARE (3)

Dover  
Milford  
Wilmington

### FLORIDA (6)

Jacksonville  
Lakeland  
Miami  
Orlando  
Tampa (2)

### GEORGIA (7)

Albany  
Atlanta  
Augusta  
Brunswick  
Macon  
Savannah  
Valdosta

### ILLINOIS (16)

Alton  
Aurora  
Belleville  
Chicago (3)  
Decatur  
East St. Louis  
Elgin  
Galesburg  
Jacksonville  
Joliet  
Peoria  
Quincy  
Rockford  
Springfield

### INDIANA (9)

Evansville  
Fort Wayne  
Gary  
Hammond  
Indianapolis  
Michigan City  
New Albany  
Newcastle  
South Bend

### IOWA (4)

Clinton  
Davenport  
Ottumwa  
Waterloo

### KANSAS (4)

Hutchinson  
Pittsburg  
Topeka  
Wichita

### KENTUCKY (2)

Louisville  
Paducah

### LOUISIANA (5)

Alexandria  
Baton Rouge  
Monroe  
New Orleans  
Shreveport

### MAINE (12)

Bangor  
Bath  
Brunswick  
Calais  
Fort Kent  
Gardiner  
Lewiston  
Old Town  
Portland  
Sanford  
Skowhegan  
Van Buren

### MARYLAND (4)

Baltimore  
Cambridge  
Crisfield  
Hagerstown

### MASSACHUSETTS (72)

Adams  
Arlington  
Athol  
Beverly  
Boston (12)  
Brockton  
Cambridge  
Chelsea  
Chicopee  
Clinton  
Danvers  
Easthampton  
Everett  
Fall River  
Fitchburg  
Framingham  
Franklin  
Gardner  
Gloucester  
Great Barrington  
Haverhill  
Holyoke  
Hudson  
Hyannis  
Lawrence  
Leominster  
Lynn (2)  
Malden  
Marlboro  
Medford  
Melrose  
Middleboro  
Milford  
Natick  
Needham  
New Bedford (2)  
Norfolk Downs  
North Adams  
North Attleboro  
Norwood  
Palmer  
Peabody  
Pittsfield  
Plymouth  
Reading

Rockland  
Salem  
Somerville  
Stoneham  
Taunton  
Wakefield  
Waltham  
Ware  
Watertown  
Webster  
Westfield  
Weymouth  
Woburn  
Worcester

### MICHIGAN (9)

Detroit (2)  
Grand Rapids  
Hamtramck  
Kalamazoo  
Lansing  
Muskegon  
Saginaw  
St. Joseph

### MINNESOTA (4)

Minneapolis  
Rochester  
St. Paul  
Winona

### MISSISSIPPI (1)

Jackson

### MISSOURI (4)

Kansas City  
St. Joseph  
St. Louis  
Springfield

### NEBRASKA (2)

Lincoln  
Omaha

### NEW HAMPSHIRE (9)

Berlin  
Concord  
Derry  
Dover  
Franklin  
Manchester  
Nashua  
Portsmouth  
Rochester

### NEW JERSEY (27)

Bayonne  
Bloomfield  
Bridgeton  
Burlington  
Camden  
Collingswood  
Dover  
Hackensack  
Hoboken  
Jersey City (3)



# IN 39 STATES



Portland, Maine  
Opened, 1942

Millville  
Mount Holly  
Newark (2)  
New Brunswick  
Passaic  
Paterson  
Plainfield  
Rahway  
Riverside  
Somerville  
Trenton  
Union City  
Vineland  
West New York

## NEW YORK (87)

Albany  
Amsterdam  
Batavia  
Bath  
Bay Shore, L. I.  
Beacon  
Binghamton  
Buffalo (8)  
Canandaigua  
Carthage  
Catskill  
Corning  
Cortland  
Dansville  
Elmira  
Freeport, L. I.  
Geneva  
Glen Cove, L. I.  
Glens Falls  
Gouverneur  
Great Neck, I. I.  
Hempstead, L. I.  
Herkimer  
Hudson Falls  
Huntington, L. I.  
Ilion  
Jamestown  
Johnstown  
Kenmore  
Kingston  
Lackawanna  
Lockport  
Lynbrook, L. I.  
Mechanicville  
Medina  
Middletown  
New York  
Bronx (4)  
Brooklyn (2)  
Manhattan (5)  
Queens (4)  
New Rochelle  
Niagara Falls  
Norwich  
Olean  
Oneida  
Oneonta  
Oyster Bay, L. I.  
Patchogue, L. I.  
Penn Yan  
Port Chester

Port Jervis  
Poughkeepsie  
Riverhead, L. I.  
Rochester  
Rockville Center, L. I.  
Rome  
Schenectady  
Seneca Falls  
Syracuse (2)  
Tonawanda  
Troy  
Utica  
Watertown  
Warsaw  
Westfield  
Wellsville  
White Plains  
Yonkers

## NORTH CAROLINA (10)

Charlotte  
Concord  
Elizabeth City  
Goldsboro  
Greensboro  
Greenville  
Hickory  
Kannapolis  
Kinston  
Raleigh

## NORTH DAKOTA (1)

Fargo

## OHIO (26)

Akron  
Barberton  
Bellaire  
Bellevue  
Cambridge  
Canton  
Circleville  
Cleveland  
Columbus  
Conneaut  
Dayton  
Delphos  
East Liverpool  
Elyria  
Kent  
Lima  
Mansfield  
Marion  
Middletown  
New Philadelphia  
Newark  
Norwalk  
Portsmouth  
Steubenville  
Toledo  
Youngstown

## OKLAHOMA (2)

Muskogee  
Oklahoma City

## PENNSYLVANIA (64)

Altoona  
Bangor

Beaver Falls  
Berwick  
Blairsville  
Bloomsburg  
Butler  
Carlisle  
Chambersburg  
Columbia  
Conshohocken  
Danville  
Elizabethtown  
Ellwood City  
Erie  
Freeland  
Greenville  
Hazleton  
Homestead  
Honesdale  
Huntingdon  
Jeannette  
Johnstown  
Lancaster  
Lock Haven  
McKeesport  
Mahanoy City  
Middletown  
Milton  
Mount Pleasant  
Mount Union  
New Kensington  
Norristown  
Oil City  
Palmerton  
Philadelphia (4)  
Philipsburg  
Phoenixville  
Pittston  
Pittsburgh (2)  
Pottstown  
Pottsville  
Reading  
Sayre  
Scranton  
Shamokin  
Shippensburg  
Sunbury  
Tarentum  
Titusville  
Towanda  
Uniontown  
Upper Darby  
Washington  
Waynesboro  
West Chester  
Wilkinsburg  
Williamsport  
Windber  
York

## RHODE ISLAND (5)

Newport  
Pawtucket  
Providence  
West Warwick  
Woonsocket

## SOUTH CAROLINA (3)

Charleston  
Columbia  
Greenville

## TENNESSEE (5)

Bristol  
Chattanooga  
Kingsport  
Memphis  
Nashville

## TEXAS (13)

Abilene  
Beaumont  
Brownsville  
Corpus Christi  
Dallas  
El Paso  
Fort Worth  
Galveston  
Houston  
Port Arthur  
San Antonio  
Waco  
Wichita Falls

## UTAH (2)

Ogden  
Salt Lake City

## VERMONT (5)

Bennington  
Burlington  
Newport  
St. Johnsbury  
Springfield

## VIRGINIA (13)

Charlottesville  
Clifton Forge  
Danville  
Fredericksburg  
Norfolk  
Harrisonburg  
Hopewell  
Lynchburg  
Newport News  
Petersburg  
Portsmouth  
Richmond  
Roanoke

## WEST VIRGINIA (6)

Beckley  
Clarksburg  
Elkins  
Huntington  
Parkersburg  
Weston

## WISCONSIN (7)

Fond du Lac  
Green Bay  
Madison  
Milwaukee (2)  
Oshkosh  
Sheboygan









